

# KEYSTONE

## COMPLETE ELECTRIC TRAIN SET



CONNECT TO AC OUTLET

### UL APPROVED POWER PACK

#### ATTENTION TO PARENTS OF THE CHILDREN:

**WARNING:**  
TO REDUCE THE RISK OF FIRE OR ELECTRIC SHOCK, DO NOT EXPOSE THIS UNIT TO RAIN OR MOISTURE.

**CAUTION:**  
TO REDUCE THE RISK OF ELECTRIC SHOCK, DO NOT REMOVE COVER. NO USER SERVICEABLE PARTS INSIDE. REFER SERVICING TO QUALIFIED SERVICE PERSONNEL.

**CAUTION:**  
TO PREVENT ELECTRIC SHOCK, DO NOT CONNECT THIS UNIT TO AC OUTLET IN THE BATHROOM, ON THE KITCHEN SINK, OR ANY OTHER DAMP AREA.

**CAUTION:**  
TO PREVENT ELECTRIC SHOCK, FIRE OR INJURY TO PERSON, DO NOT OPERATE THIS UNIT WHEN THE POWER CORD IS DAMAGED, OR THE ENCLOSURE IS BROKEN. THIS UNIT IS RECOMMENDED TO BE PERIODICALLY EXAMINED.



## 92" x 52" OVAL TRACK

### BATTERY REPLACEMENT INSTRUCTIONS



• USES 3 "AAA" BATTERIES (NOT INCLUDED)



• ON/OFF SWITCH FOR SOUND

## INSTRUCTIONS



Make sure that the power cord is very snug in the tender or train will not run.



SOUND VOLUME CONTROL SWITCH




REMOVE LID TO ADD OIL FOR SMOKE



- TO MAKE LOCOMOTIVE PRODUCE SMOKE, INSERT 5 DROPS OF FLUID INTO TOP OF SMOKESTACK.
- !ATTENTION!
- ONLY USE LGB SMOKE AND CLEANING FLUID (50010) IN THE SMOKE GENERATOR. OTHER FLUIDS MAY DAMAGE YOUR LOCOMOTIVE.
- NEVER TOUCH THE HEATING ELEMENT IN THE CENTER OF THE SMOKE GENERATOR. IT IS FRAGILE.

### • 3 STEPS TO PLUG IN THE ELECTRICAL PICK UP •




SNAP-FIT POWER CONNECTIONS

- SNAP-TOGETHER TRACK •
- CHECK ALL THE TRACK CONNECTIONS, THE TRACK MUST BE TIGHT.




• SLOT A & TAB B NEED TO BE CONNECTED.



ELECTRICAL PICKUP

STEP 1 CLIP NARROW END OF THE ELECTRICAL PICKUP TO THE METALLIC RAILS AS SHOWN.



• ELECTRIC CONTACT PLATES MUST TOUCH THE METALLIC RAILS.

CAUTION: DON'T PLUG IT IN UNTIL YOU ARE DONE WITH STEPS 1 AND 2.



DC POSTS

STEP 2 THE OTHER END CONNECTS TO THE DC POSTS ON THE POWER PACK.



• METAL OBJECTS ACROSS THE TRACKS WILL CAUSE A SHORT CIRCUIT.



• MAKE SURE YOUR POWER PACK IS PLUGGED IN.

NOTE: POWER PACK SHOULD BE UNPLUGGED WHEN NOT IN USE.



• PLACE THE LOCOMOTIVE AND EACH CAR ON THE TRACK AND RUN IT BACK AND FORTH, MAKING SURE ALL THE WHEELS ARE ON THE TRACK.

